

Ferguson Intermediate

Graduate Profile

Mission

Ferguson will be a high performing school

Vision

**Excellence through “working as one”, Respect
and Knowledge**

Whakatauki

‘Mahi Tahi’

Safety

- Safety conscious
- Able to maintain a safe learning environment
- Responsible for the safety of self and others

Responsibility

- Responsible for managing self and making good choices
- Responsible for own actions
- Responsible for our own learning

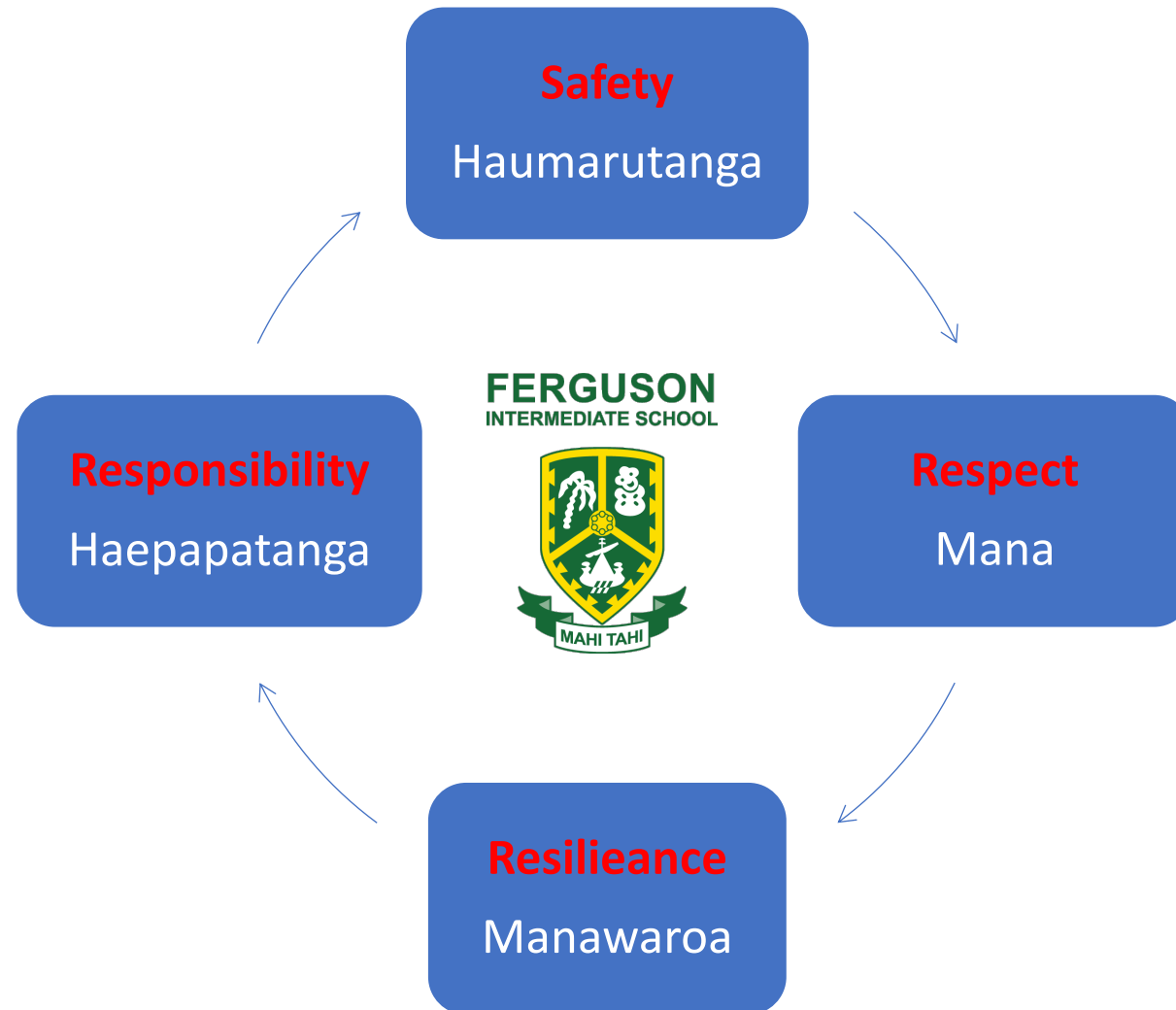
Respect

- Respectful of others
- Able to treat others the way we want to be treated
- Honourable, trustworthy and caring

Resilience

- Focussed & determined
- Capable of rising to challenges
- Positive, patient & persistent

Ferguson Values and Positive behaviour for Learning is expressed

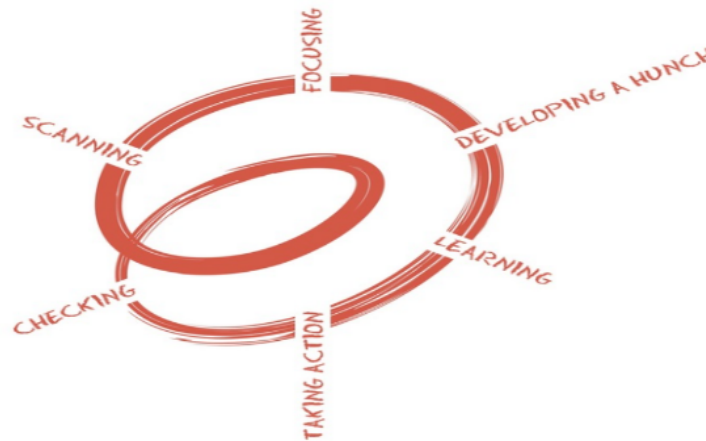


Ferguson Inquiry Model

What is going to give a biggest impact?

How will I know it's made a difference? How will I measure any change?

Evidence (How do I know? Data may be quantitative or



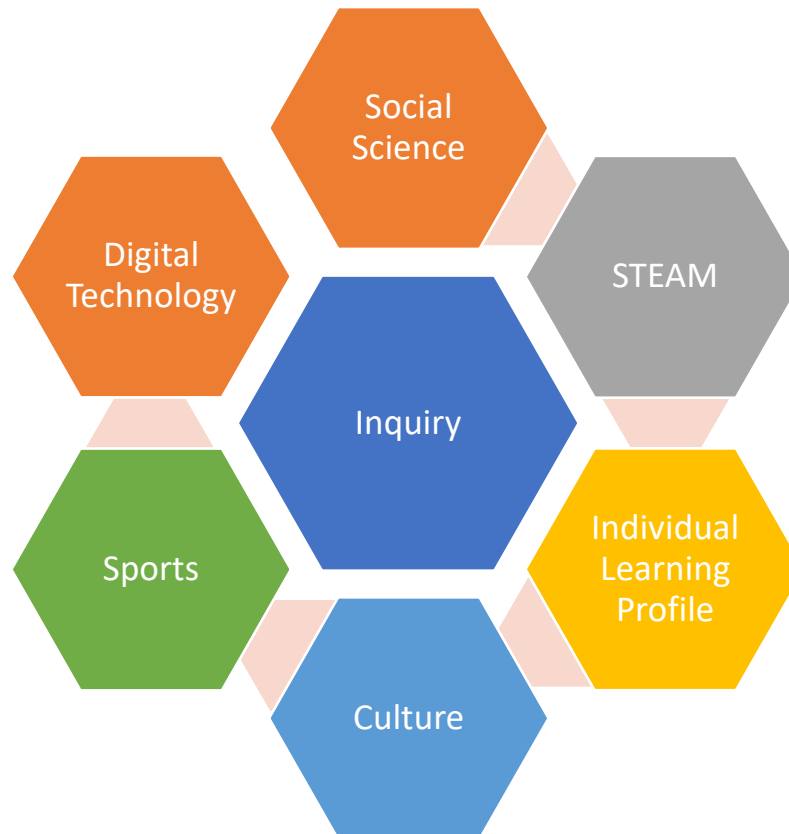
Hunch/problem/trigger (What is a 'valued outcome' in my classroom that I want to work on?)

What do I already know that could be useful?

What are some possible strategies I could use?




Learning Tool to foster *Inquiry learning*

Project Based Learning







Curriculum Design

Ferguson Intermediate operates a thematic curriculum. Our annual themes are based on the Ferguson Journey and reflect our strategic direction

Year 1	Year 2	Year 3
		
New Beginnings	Stepping Up Stepping Out	Look Back Move Forward

Each term has different lens applied to the theme:

Term 1	Term 2	Term 3	Term 4
			
Self	School	Community	Global

Assessment Guidelines

Moderation Tools: Working Towards Year 7

Overall Teacher Judgements: Based on Curriculum Expectations

- All students at Ferguson Intermediate will have the opportunity to succeed and be successful.
- Student progress and achievement decisions are based on strong evidence from a range of sources.
- Decisions are made collaboratively with students and would be the same across the Ferguson teaching team

		At Risk				On Track			
		Well Below Curriculum Expectations		Below Curriculum Expectations		At Curriculum Expectations		Above Curriculum Expectations	
Reading	May also consider: E-Asttle: Reading	2B	2P	2A	3B	3P	3A	4B	4P
	STAR: Average Scale Score	97.6		109.0		117.9		125.2	
	Stanine	Stanine 1	Stanine 2	Stanine 3	Stanine 4	Stanine 5	Stanine 6	Stanine 7	Stanine 8 - 9
Writing	Best Fit Considers most:	Classroom observation, modelling books, learning conversations, e-learning snapshots & videos, portfolio sample, student progressions							
	May also consider: E-Asttle: Writing	2B	2P	2A	3B	3P	3A	4B	4P
	Schonell Spelling								
Maths	Best Fit Considers most:	Classroom observation, modelling books, learning conversations, e-learning snapshots & videos, portfolio sample, student progressions							
	May also consider: E-Asttle: Math	2B	2P	2A	3B	3P	3A	4B	4P
	PAT	Stanine 1	Stanine 2	Stanine 3	Stanine 4	Stanine 5	Stanine 6	Stanine 7	Stanine 8 - 9

Moderation Tools: At the End of Year 7

		At Risk				On Track			
		Well Below Curriculum Expectations		Below Curriculum Expectations		At Curriculum Expectations		Above Curriculum Expectations	
At the End of Year 7									
Reading	Best Fit	Classroom observation, modelling books, learning conversations, e-learning snapshots & videos, portfolio sample, student progressions Two pieces of published activities on Educa relating to Reading, Writing and Maths							
	May also consider: E-Asttle: Reading	2P	2A	3B	3P	3A	4B	4P	4A
	STAR: Average Scale Score	97.6		109.0		117.9		125.2	
	Stanine	Stanine 1	Stanine 2	Stanine 3	Stanine 4	Stanine 5	Stanine 6	Stanine 7	Stanine 8 - 9
Writing	Best Fit Considers most:	Classroom observation, modelling books, learning conversations, e-learning snapshots & videos, portfolio sample, student progressions							
	May also consider: E-Asttle: Writing	2P	2A	3B	3P	3A	4B	4P	4A
	Schonell Spelling								
Maths	Best Fit Considers most:	Classroom observation, modelling books, learning conversations, e-learning snapshots & videos, portfolio sample, student progressions							
	May also consider: E-Asttle: Math	2P	2A	3B	3P	3A	4B	4P	4A
	PAT	Stanine 1	Stanine 2	Stanine 3	Stanine 4	Stanine 5	Stanine 6	Stanine 7	Stanine 8 - 9

Moderation Tools: Working Towards Year 8

		At Risk				On Track			
		Well Below Curriculum Expectations		Below Curriculum Expectations		At Curriculum Expectations		Above Curriculum Expectations	
Reading	Best Fit	Classroom observation, modelling books, learning conversations, e-learning snapshots & videos, portfolio sample, student progressions Two pieces of published activities on Educa relating to Reading, Writing and Maths							
	May also consider: E-Asttle: Reading	2A	3B	3P	3A	4B	4P	4A	5B
	STAR: Average Scale Score	109.0		117.9		125.2		133.7	
	Stanine	Stanine 1	Stanine 2	Stanine 3	Stanine 4	Stanine 5	Stanine 6	Stanine 7	Stanine 8 - 9
Writing	Best Fit Considers most:	Classroom observation, modelling books, learning conversations, e-learning snapshots & videos, portfolio sample, student progressions							
	May also consider: E-Asttle: Writing	2A	3B	3P	3A	4B	4P	4A	5B
	Schonell Spelling								
Maths	Best Fit Considers most:	Classroom observation, modelling books, learning conversations, e-learning snapshots & videos, portfolio sample, student progressions Two pieces of published activities on Educa relating to Reading, Writing and Maths							
	May also consider: E-Asttle: Math	2A	3B	3P	3A	4B	4P	4A	5B
	PAT	Stanine 1	Stanine 2	Stanine 3	Stanine 4	Stanine 5	Stanine 6	Stanine 7	Stanine 8 - 9

Moderation Tools: At the End of Year 8

		At Risk				On Track			
		Well Below Curriculum Expectations		Below Curriculum Expectations		At Curriculum Expectations		Above Curriculum Expectations	
Reading	Best Fit	Classroom observation, modelling books, learning conversations, e-learning snapshots & videos, portfolio sample, student progressions Two pieces of published activities on Educa relating to Reading, Writing and Maths							
	May also consider: E-Asttle: Reading	3B	3P	3A	4B	4P	4A	5B	5P
	STAR: Average Scale Score	109.0		117.9		125.2		133.7	
	Stanine	Stanine 1	Stanine 2	Stanine 3	Stanine 4	Stanine 5	Stanine 6	Stanine 7	Stanine 8 - 9
Writing	Best Fit Considers most:	Classroom observation, modelling books, learning conversations, e-learning snapshots & videos, portfolio sample, student progressions							
	May also consider: E-Asttle: Writing	3B	3P	3A	4B	4P	4A	5B	5P
	Schonell Spelling								
Maths	Best Fit Considers most:	Classroom observation, modelling books, learning conversations, e-learning snapshots & videos, portfolio sample, student progressions Two pieces of published activities on Educa relating to Reading, Writing and Maths							
	May also consider: E-Asttle: Math	3B	3P	3A	4B	4P	4A	5B	5P
	PAT	Stanine 1	Stanine 2	Stanine 3	Stanine 4	Stanine 5	Stanine 6	Stanine 7	Stanine 8 - 9